

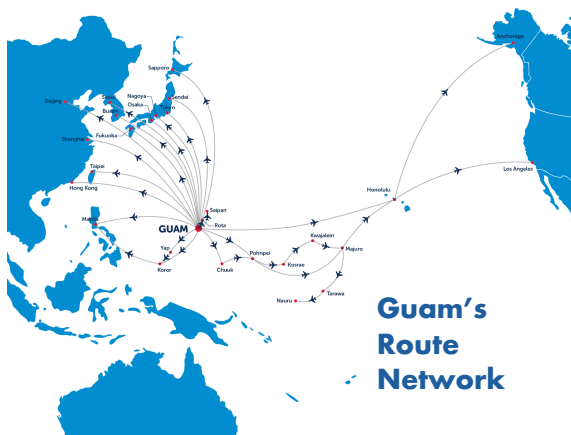


Hafa Adai!

The A. B. Won Pat International Airport Authority, Guam (GIAA) is an autonomous agency of the Government of Guam and manages the Guam International Airport Main Terminal, its runways, support facilities, roadways and surrounding properties.

Created in September 1975 by Public Law 13-57, GIAA generates its own funds through revenues generated by airport operations. The seven member Board of Directors, appointed by the Governor of Guam and confirmed by the Guam Legislature, sets policy that guide the activities of Airport divisions that include Administration, Accounting, Engineering, Property Management, Operations, Properties and Facilities, Airport Police and the Aircraft Rescue and Fire Fighting (ARFF) Unit. GIAA employees make up less than 10% of the workforce at Airport facilities. Total employees badged to work in various aspects of airport operations and support services just over 3,900 employees.

In Fiscal Year 2018, the airport received over 54,500 flights transporting over 3.4 million arriving, departing and transit passengers. Total revenue from Airport operations amounted to \$87M dollars, covering all our operating and maintenance expenses, and most importantly, our bond payments, which along with federal funds, allow the Airport Authority to continue work on key expansion and development projects that address safety and security and passenger facilitation.



OUR AIRLINE PARTNERS

The following Airlines offer regularly scheduled service, connecting Guam directly to 19 destinations:



MISSION

The A. B. Won Pat International Airport Authority, Guam is charged with the mission to ensure the safety and security of the traveling public, maintain superior and reliable level of airport services, and support the development of air services and facilities which are integral to the island's economic growth.



"Vision Hulo" are initiatives undertaken to create future growth, development and opportunities for the Airport and for Guam that incorporates its capital improvement projects, revenue programs, increased services and enhanced operations.

CONTENTS:

Your Airport Airline Partners Route Network	1
Operational Performance	2
Fiscal Notes	3
Going Forward	4





The Airport Community

It's the +3,900 People that Keep Things Moving UP!

The on-Airport workforce is comprised of many organizations and companies that keeps passengers moving, cargo and mail coming in, and key passenger services available. We are a community that deals first hand with the safety and security of passenger and facilitate the departure and arrival of travelers in and out of the Guam International Airport. Refer to employee categories and numbers employed on Airport property.

GIAA	209
Federal-Local Regulatory	498
Contractors (including construction)	1,176
Airlines/Ground Handlers	1,660
F&B Retail/Other Tenants	369

In a 2015 Economic Impact Study by Leigh Fisher & Assoc., Airport operations **generates \$2.3 Billion** annually into the economy.

Operational Performance

Over 3.4 million passengers a year.

Over, 54,500 flights annually.

20,000 Tons of Cargo and Mail.

Our 16 air carriers flew in travelers and cargo from Honolulu, our neighboring islands and key Asian cities. Key operational numbers over the last five fiscal years are presented below and are good indicators of the level of commerce taking place at Guam's Airport.

Description	FY 2018	FY 2017	FY 2016	FY 2015	FY 2014
Air Cargo (Loaded & Unloaded; in Metric Tons)	12,794	14,624	13,469	13,450	12,361
Passengers (Arrivals)	1,625,932	1,703,240	1,579,609	1,418,998	1,489,971
Passenger (Departures)	1,596,054	1,660,548	1,559,141	1,476,574	1,480,349
Passengers (Transit)	184,518	197,831	215,449	216,369	210,551
Incoming Mail (Metric Tons)	4,387	4,845	4,902	4,017	3,750
Outgoing Mail (Metric Tons)	2,085	1,967	1,741	1,438	1,110
Number of Flights	54,592	60,434	59,424	55,974	53,228
Gross Take-Off Weight (GTOW, 1,000 lbs.)	3,061,959	3,332,805	3,302,529	3,351,229	3,605,575

Safe, Secure and Most Efficient

In FY 2018, Guam's Airport was recognized by the FAA Airports District Offices as a model airport that is 100% compliant in 123 fields of safety and security in its annual inspections. The Guam Airport also received recognition as "Most Efficient Airport under 10 Million Passengers" by the prestigious Air Transport Research Society in its annual global airport benchmarking report measures, with Guam ranking amongst 206 airports and 24 airport groups of various sizes and ownership throughout Asia Pacific, Europe and North America.



Fiscal Notes

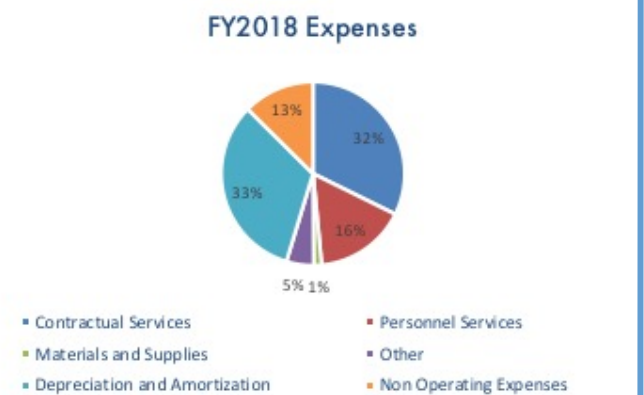
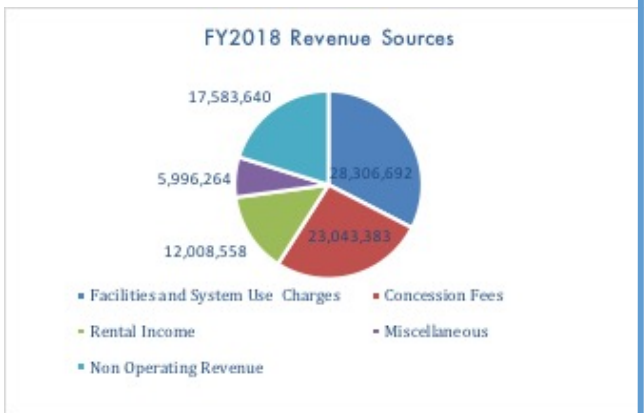
An independent audit conducted by Ernst & Young painted the financial picture of airport operations for FY 2018. It was an eventful year for Airport Operations. US international relations in our region touched our shores with the heightened North Korean Missile Threat negatively influencing travel to Guam as a safe destination. Delta Air Lines announced its corporate decision for a complete withdrawal of service on Guam. Low cost carrier HK Express followed with its suspension of direct services to Hong Kong and Cape Air’s code share operations with United Airlines was terminated for service to Saipan, CNMI. As a result, the number of enplaned passenger arrivals decreased from 1.86M to 1.78M in FY 2018, a 4.2% decrease from the previous year.

Less passenger traffic and fewer flights negatively affected operational revenue derived from facilities and system use charges assessed per passenger and concession fees that include retail, ground transportation, food and beverage and inflight catering. The audit recorded operational revenue of \$69.3M in FY 2018 from \$70.4M in FY 2017, reflecting a 1.6% decrease.

Mitigating the projected decrease in passenger traffic, expenses were held in check and is reflected in the audit results of a decrease of 2.45% in operating expenses from \$48.05M in FY 2017 to \$46.87M in FY 2018.

Summarily, GIAA was able to maintain Debt Service Coverage of 1.51, sufficiently covering the 1.25 DSC required under Bond Covenants, and ended with slight increase in the Airport’s net position posting \$281.5M in FY2018, up from \$280.2M in FY 2017. See the complete FY 2018 audited Financial Statements at <https://www.guamairport.com/our-business/reports/financials>.

Our Financial Performance



Cost Per Enplaned Passenger



The Airport’s financial performance results in the cost assessed to airlines to do business at our Airport.

In Fiscal Year 2018, after all revenue and expenses were factored for airport operations and costs associated with construction and improvement of facilities, the cost per enplaned passenger was \$17.21, a slight increase of 1.89% over Fiscal Year 2017.

Debt Service Coverage (DSC)

The Airport Authority’s financial performance is important to our bondholders and credit rating agencies. GIAA is required to meet a minimum 1.25 DSC on outstanding notes that are payable. Financial performance also determines our credit rating, which measures our stability in operations and influences the viability of future bond issuance for capital improvement projects. In Fiscal Year 2018, a DSC of 1.51 was achieved, well above the 1.25 required.

Going Forward

In Fiscal Year 2019, GIAA will continue with “Vision Hulo” initiatives to develop programs and infrastructure that will create future opportunities for our island and communities throughout our region. Key capital improvement projects to improve passenger facilitation and meet safety and security mandates are in various stages of completion are described below:




International Arrivals Corridor

We’re building up, literally! Phase II of the International Arrivals Corridor project is well underway. A whole new level is being constructed on top of the existing concourse area. Upon completion, the new floor space will effectively separate all arriving passengers from departing passengers, thereby meeting the TSA mandate to separate passengers in what is now a shared concourse.



Aircraft Rescue and Firefighting Facility

A new Aircraft Rescue and Fire Fighting (ARFF) facility is being constructed to replace the current ARFF barn, constructed in the 1970s and transferred to the Airport Authority as part of the Naval Air Station Base Realignment and Closure Act in 1996.



TSA Security Checkpoint Expansion

Outbound passenger inspection lanes will increase from 5 to 7 lanes, facilitating the inspection process for departure.



**Runway 6L Rehabilitation
And
Airport Aprons & Taxiway
Rehabilitation**

Rehabilitation of the Guam Airport’s primary Runway 6L, the Taxiway and Parking/Apron areas, are two separate projects critical to maintaining our capacity and ability to receive flights and is a key facility asset that generates revenue by flight operations.



**Cargo Apron- Extend Fuel System
Design**

GIAA will be soliciting for Design services for extension of Fuel System to service the Integrated Air Cargo Facility.

VISIT US!

Physical Address: 355 Chalan Pasaheru, 3rd Floor Main Terminal, Tamuning, Guam
 Mailing Address: P.O. Box 8770, Tamuning, Guam 96931
 Telephone: 1(671)646-0300 Mon-Fri, 8am to 5pm, except holidays

Find us on  

A.B. WON PAT INTERNATIONAL
AIRPORT GUAM



www.guamairport.com