

A.B. WON PAT INTERNATIONAL
AIRPORT GUAM



FISCAL YEAR 2023
Operating Budget

A.B. Won Pat International Airport Authority, Guam
(GIAA)

Fiscal Year 2023 Budget

Brian J. Bamba
Chairman

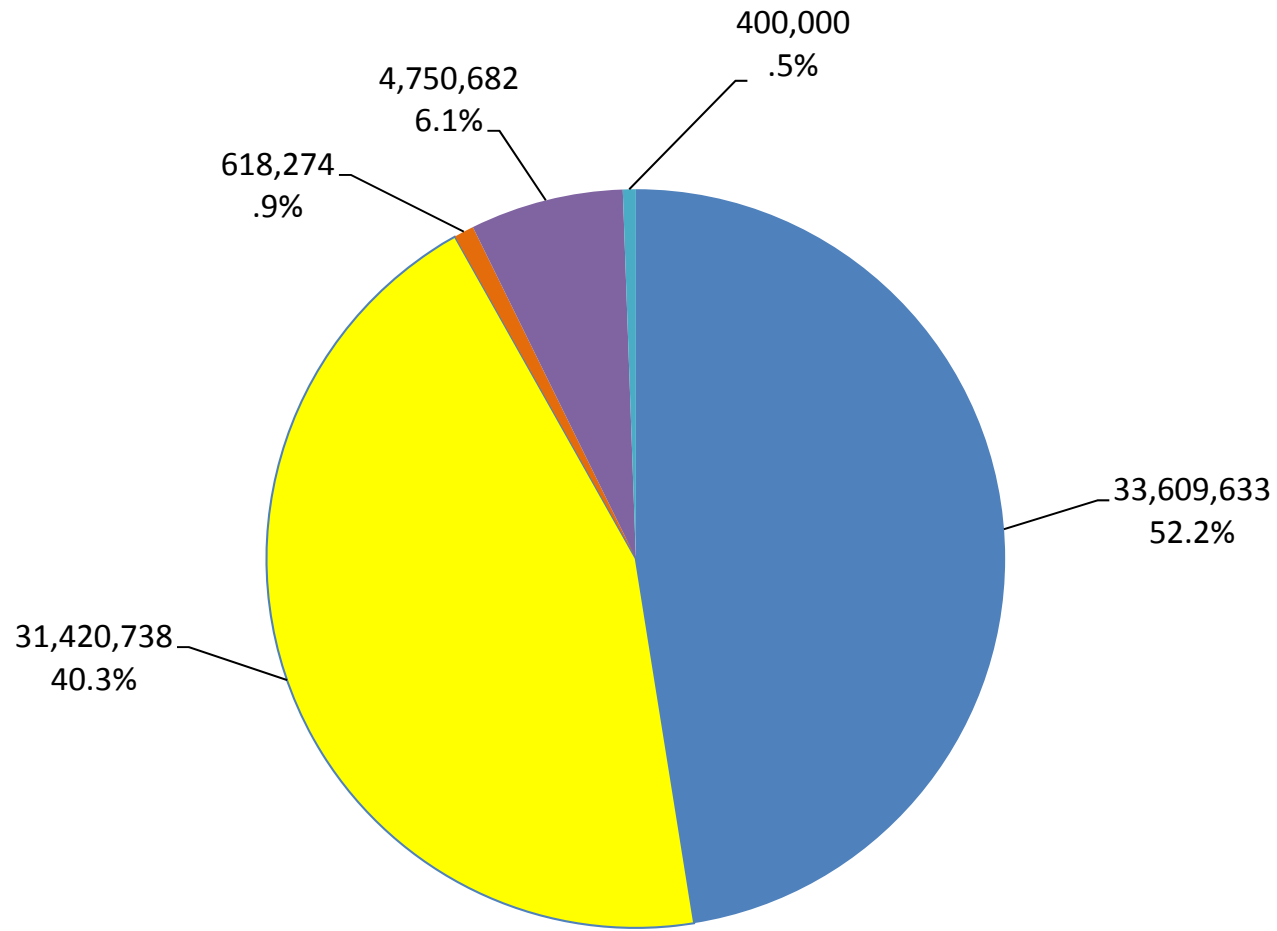
John M. Quinata
Executive Manager

A.B. WON PAT INTERNATIONAL
AIRPORT GUAM

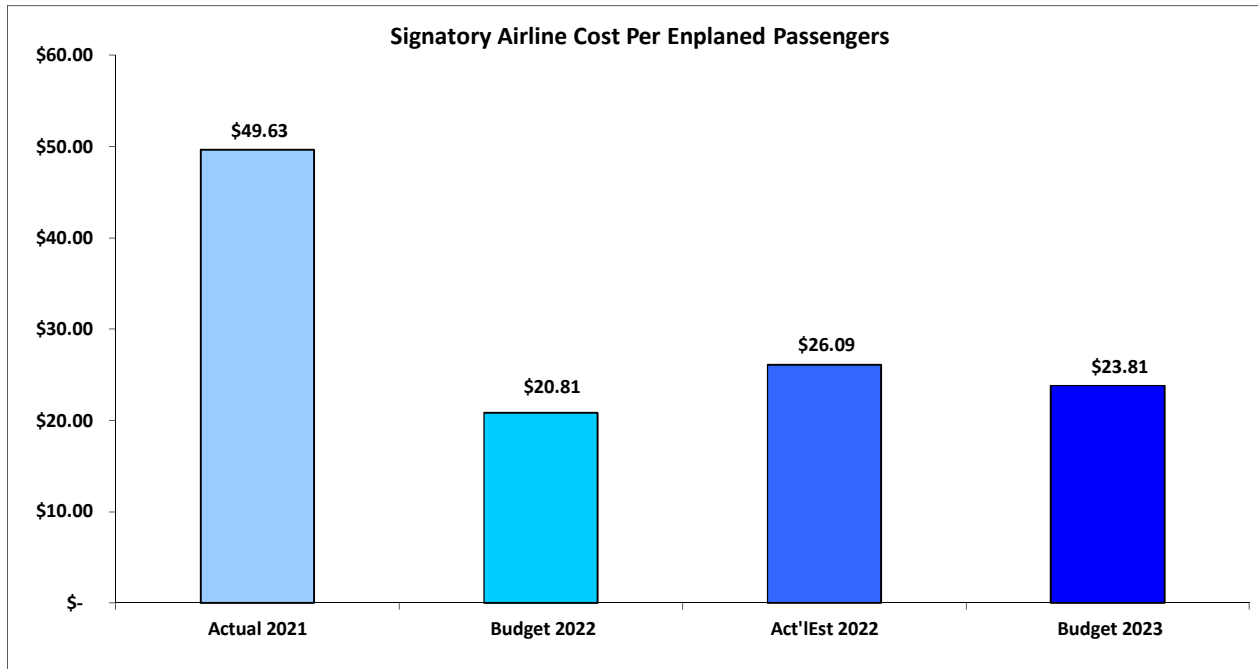


ATURIDAT PUETTON BATKON AIREN
GUAHAN ENTENASIONAT

Allocation of Revenue FY 2023



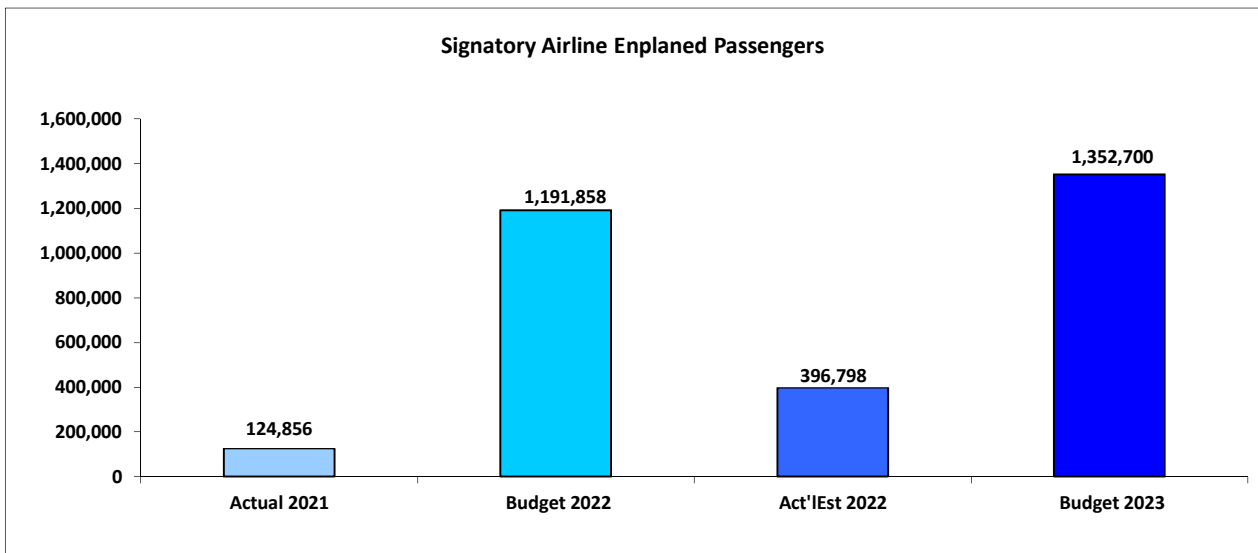
■ Aeronautical ■ Non-Aeronautical ■ Interest on Investments ■ Passenger Facility Service Charge ■ Federal Reimbursement



Signatory Airline Cost Per Enplaned Passengers			
Actual 2021	Budget 2022	Act'l Est 2022	Budget 2023
\$49.63	\$20.81	\$26.09	\$23.81

% Increase/(Decrease) CPE Passengers			
Actual 2021	Budget 2022	Budget 2022	Act'l Est 2022
-58.1%			25.4%

Budget 2022	Budget 2023	Act'l Est 2022	Budget 2023
14.4%			-8.7%

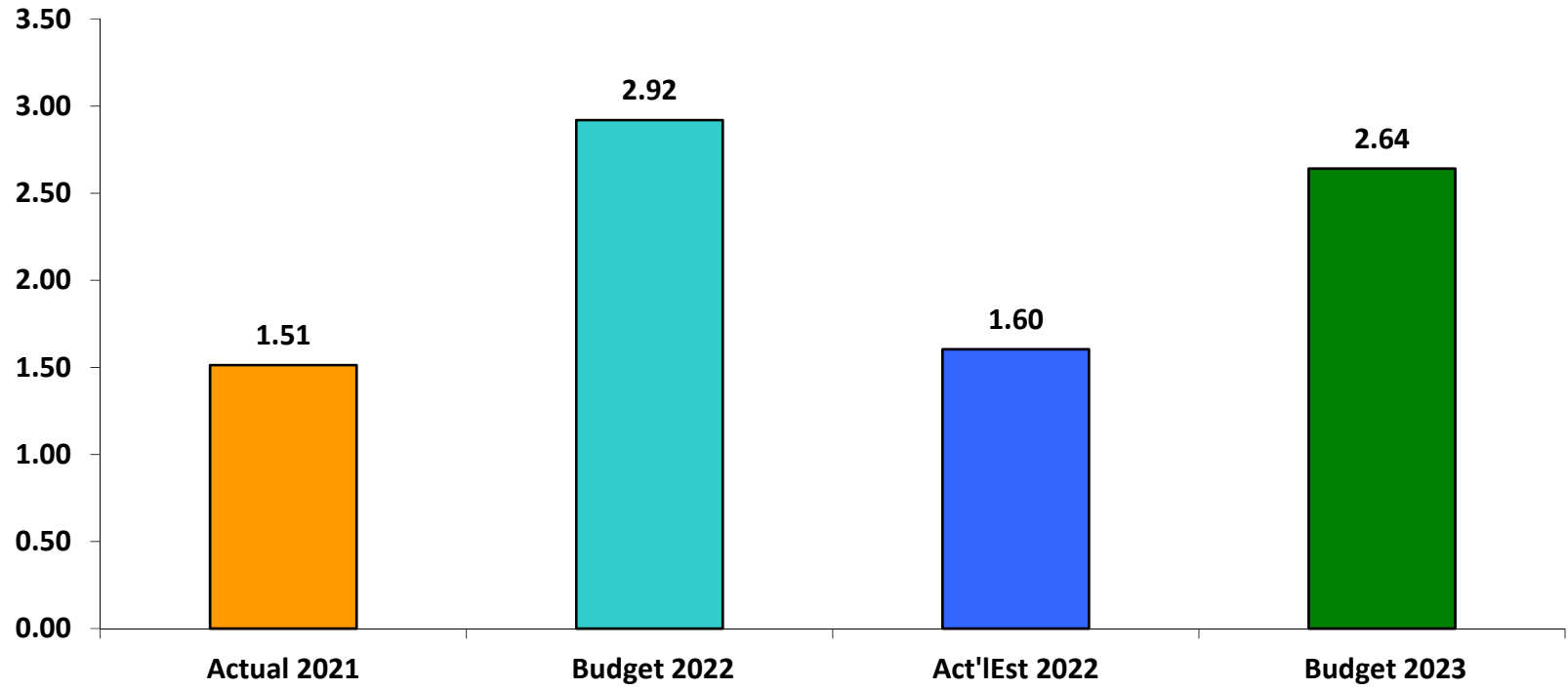


Signatory Airline Enplaned Passengers			
Actual 2021	Budget 2022	Act'l Est 2022	Budget 2023
124,856	1,191,858	396,798	1,352,700

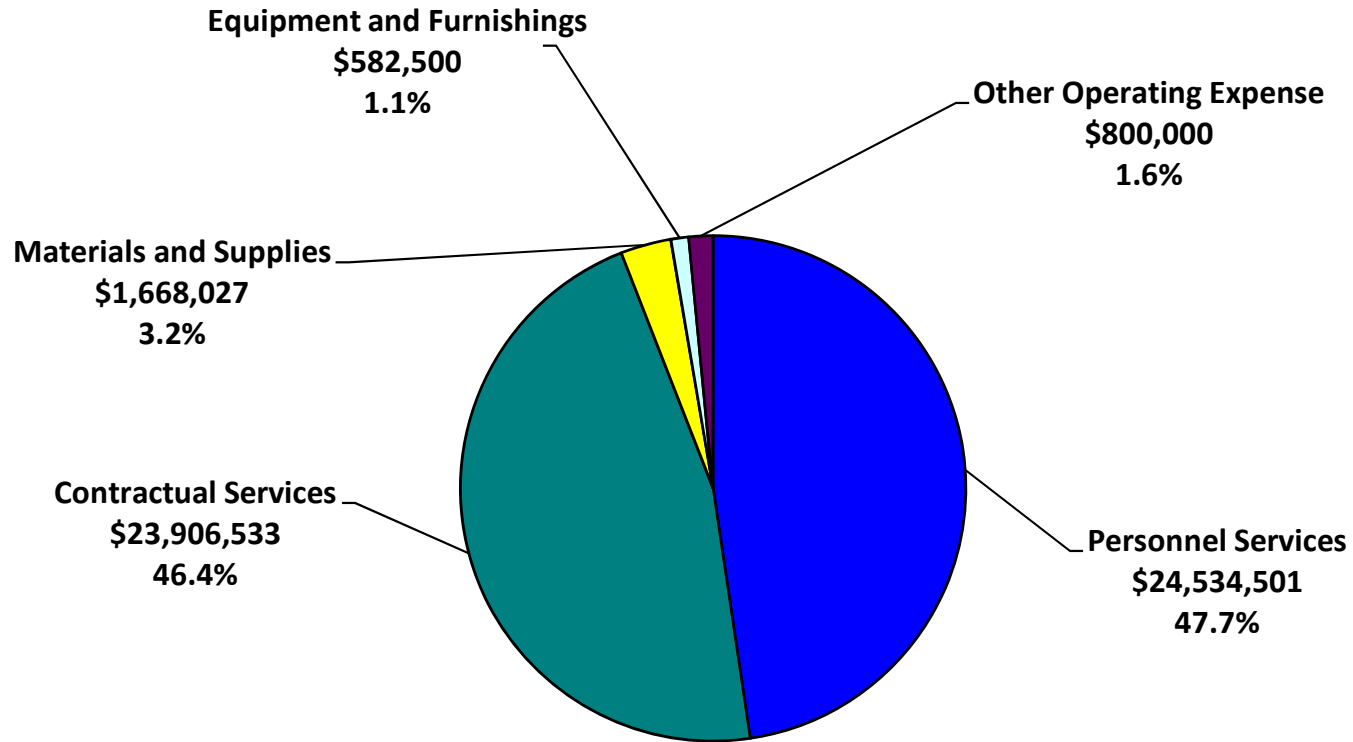
Percentage Growth/(Decline)			
Actual 2021	Budget 2022	Budget 2022	Act'l Est 2022
854.6%			-66.7%

Budget 2022	Budget 2023	Act'l Est 2022	Budget 2023
13.5%			240.9%

Debt Service Coverage



Proposed Budget FY 2023



■ Personnel Services ■ Contractual ■ Materials and Supplies ■ Equipment and Furnishings ■ Other Operating Expense

OPERATION AND MAINTENANCE EXPENSES

A.B. WONPAT INTERNATIONAL AIRPORT AUTHORITY, GUAM

Fiscal Years Ending September 30

Exhibit D

	Actual 2021	Act'l Est 2022	Budget 2022	Budget 2023
Personnel services	\$ 18,886,480	20,830,812	22,267,308	24,534,501
Contractual services	\$ 14,857,165	19,670,648	22,401,172	23,906,533
Materials and Supplies	\$ 799,950	1,431,994	1,878,563	1,668,027
Equipment	\$ -	742,935	790,500	582,500
Bad Debt	\$ 278,209	-	-	-
	\$ 34,821,804	42,676,389	47,337,543	50,691,561
Retirement supplemental (GIAA retirees)	\$ 1,224,041	808,786	800,000	800,000
Aviation Security	-	-	-	-
Other Expenses	\$ -	-	-	-
	\$ 36,045,845	\$ 43,485,175	\$ 48,137,543	\$ 51,491,561

By cost center

Terminal Building	\$ 19,694,239	\$ 23,322,071	\$ 28,497,243	\$ 28,672,848
Loading Bridges	2,013,422	\$ 2,810,325	2,475,132	\$ 2,576,992
Airfield Area	6,084,878	\$ 7,029,192	7,507,982	\$ 9,402,021
Apron Area	257,297	\$ 214,858	463,000	\$ 397,118
Terminal Area	712,782	\$ 799,113	1,007,342	\$ 1,038,256
Other Buildings and Areas	7,283,227	\$ 9,309,616	8,172,844	\$ 9,404,326
	\$ 36,045,845	\$ 43,485,175	\$ 48,123,543	\$ 51,491,561

FORECAST AIRPORT REVENUES
A.B. WONPAT INTERNATIONAL AIRPORT AUTHORITY, GUAM
Fiscal Years Ending September 30
Exhibit E

	Actual 2021	Act'IEst 2022	Budget 2022	Budget 2023
Signatory Airline Rents and Fees				
Terminal Building Rentals	\$ 2,795,359	\$ 2,452,702	\$ 2,456,837	\$ 2,594,511
Departure Fees	\$ 714,830	\$ 2,134,094	\$ 7,099,442	\$ 7,671,752
Common Use Ticket Counter Fes	8,018	\$ 75,805	\$ 704,266	\$ 741,438
Arrival Fees	\$ 467,453	\$ 1,500,769	\$ 5,322,813	\$ 5,751,903
Immigration Inspection Fees	\$ 85,331	\$ 447,307	\$ 2,090,359	\$ 2,258,870
Loading Bridge Use Fees	\$ 1,171,936	\$ 1,290,020	\$ 3,112,503	\$ 4,190,232
Apron Use Fees	\$ 733,212	\$ 656,025	\$ 1,105,125	\$ 1,137,637
Landing Fees	\$ 220,590	\$ 1,797,399	\$ 2,907,329	\$ 7,863,664
Total Signatory Airline Rents & Fees	\$ 6,196,728	\$ 10,354,123	\$ 24,798,674	\$ 32,210,007
Signatory Airline enplaned passengers	124,856	396,798	1,191,858	1,352,700
Signatory Airline cost per enplaned passengers	\$ 49.63	\$ 26.09	\$ 20.81	\$ 23.81
Revenue from sources other than Signatory Airline Rents & Fees				
Terminal Building				
Concession Revenue				
General Merchandise	\$ 4,421,204	\$ 7,534,538	\$ 14,854,316	\$ 15,160,000
In-flight Catering	\$ 263,497	\$ 348,242	\$ 563,014	\$ 601,067
Food and Beverage	\$ 115,867	\$ 359,393	\$ 685,301	\$ 763,769
Rental Cars	\$ 359,632	\$ 757,282	\$ 869,681	\$ 663,350
Other Concession Revenue	\$ 123,905	\$ 116,540	\$ 392,709	\$ 444,557
	\$ 5,284,104	\$ 9,115,995	\$ 17,365,022	\$ 17,632,743

FORECAST AIRPORT REVENUES
A.B. WONPAT INTERNATIONAL AIRPORT AUTHORITY, GUAM
Fiscal Years Ending September 30
Exhibit E

	Actual 2021	Act'IEst 2022	Budget 2022	Budget 2023
Rentals and other charges	4,238,410	3,875,298	3,602,500	3,764,760
	\$ 9,522,515	\$ 12,991,293	\$ 20,967,522	\$ 21,397,503
Terminal Area				
Public parking	52,350	\$ 114,022	\$ 160,711	\$ 160,711
Ground transportation	\$ 221,723	231,050	2,397,720	\$ 2,397,720
	\$ 274,073	\$ 345,072	\$ 2,558,431	\$ 2,558,431
Airfield Area				
Non-Sig & commuter airline landing fees	612,134	\$ 556,080	\$ 2,778,329	\$ 3,224,618
Apron Area				
Non-Sig & commuter airline parking fees	563,274	\$ 352,730	\$ 449,381	\$ 412,482
Other Buildings and Area				
Tiyon Rental Revenue	2,735,510	2,725,984	2,737,735	2,837,462
Industrial Park Rental Revenue	503,642	342,595	381,182	381,180
Fuel System and Storage Revenues	282,433	265,759	241,594	222,514
System Rent	599,100	599,100	599,100	599,100
Cargo Building Revenue	288,558	286,130	291,368	289,001
Commuter Terminal Building Rentals and Fees	367,477	367,477	367,477	367,477
Other Revenues	154,855	200,588	191,711	194,711
	\$ 4,931,574	\$ 4,787,634	\$ 4,810,167	\$ 4,891,445

FORECAST AIRPORT REVENUES
A.B. WONPAT INTERNATIONAL AIRPORT AUTHORITY, GUAM
Fiscal Years Ending September 30
Exhibit E

	Actual 2021	Act'IEst 2022	Budget 2022	Budget 2023
Miscellaneous Revenues	1,351,156	14,888,106	335,886	335,886
Interest Income	762,932	614,411	648,324	618,274
Total Revenue from Sources Other Than Signatory Airline Rents and Fees	\$ 18,017,657	\$ 34,535,327	\$ 32,548,040	33,438,638
Total Airport revenues	\$ 24,214,385	\$ 44,889,449	\$ 57,346,714	\$ 65,648,645
Passenger Facility Service Charge	270,964	1,362,487	4,185,806	4,750,682
Federal reimbursement of operating expenses	20,442,607	8,165,783	8,163,258	400,000
Total Airport revenues including PFCs and interest on investments	\$ 44,927,956	\$ 54,417,718	\$ 69,695,778	\$ 70,799,327

CALCULATION OF AIRLINE TERMINAL BUILDING RENTAL RATES
A.B. WONPAT INTERNATIONAL AIRPORT AUTHORITY, GUAM
Fiscal Years Ending September 30
Exhibit E-1

Reference	Actual 2021	Act'l Est 2022	Budget 2022	Budget 2023
Summary of total E-1 carryforwards				
Terminal building rentals	\$ (249,803)	\$ 55,491		
Departure fee	\$ 5,214,020	\$ 229,481		
Arrival fee	\$ 5,400,936	\$ 64,559		
Immigration fee	\$ 1,943,506	\$ 54,256		
Total (c)	\$ 12,308,660	\$ 403,788		

- (a) Amortization of Authority funded assets.
- (b) Additional deposit required to maintain an amount to equal 1/4 of total O&M Expenses budgeted by the Authority (Bond Indenture; Sec 5:02 (E)).
- (c) Sums of carryforwards reflected for Terminal Building Rate and fees on Exhibit E-2.
- (d) Terminal Building portion of Other Available Moneys deposit from the prior fiscal year - Exhibit F (Application of Revenues).

A.B. WONPAT INTERNATIONAL AIRPORT AUTHORITY, GUAM
CONSOLIDATED DIVISIONAL OPERATING BUDGET
FISCAL YEAR 2023

OPERATING EXPENSES	BOARD	ADMIN	PMO	ACCTG	ENG	OPS	P&F	SEC POL	ARFF	TOTAL AIRPORT
Personnel Services										
Salaries and Wages										
Regular	46,784	2,879,074	772,674	864,858	1,072,445	1,634,493	2,460,082	3,781,465	2,845,974	16,357,849
Overtime						37,979	74,385	159,650	77,816	349,830
Shift Differential						50,642	41,718	107,863	142,658	342,881
Hazardous Pay								11,058		11,058
EMT Pay										
Total Salaries and Wages	46,784	2,879,074	772,674	864,858	1,072,445	1,723,114	2,576,185	4,060,036	3,066,448	17,061,618
Employee Fringe Benefits										
Retirement Contributions	13,301	818,522	219,669	245,878	304,896	489,883	732,408	1,154,280	871,785	4,850,622
Medicare	678	41,748	11,204	12,541	15,549	24,985	37,354	58,872	44,465	247,396
Retirement Death & Disability	-	9,633	494	2,223	3,705	3,952	9,386	37,791	10,374	77,558
Health Insurance	5,024	147,895	53,329	27,455	55,710	76,832	189,225	201,190	153,870	910,530
Life Insurance	186	7,161	1,953	2,325	2,325	4,185	7,626	16,275	7,347	49,383
Dental Insurance	240	8,254	2,628	1,952	2,405	3,675	10,125	10,996	8,630	48,905
Annual Leave Earned	3,157	239,325	72,418	69,093	85,240	134,628	211,819	296,141	176,668	1,288,489
Total Employee Fringe Benefits	22,586	1,272,538	361,695	361,467	469,830	738,140	1,197,943	1,775,545	1,273,139	7,472,883
Total Personnel Services	69,370	4,151,612	1,134,369	1,226,325	1,542,275	2,461,254	3,774,128	5,835,581	4,339,587	24,534,501
Contractual Services										
Repairs and Maintenance		461,000			383,095	77,250	6,427,387			7,348,732
Water & Sewer		400,000								400,000
Power		6,200,000								6,200,000
Telecommunications		185,000				21,450		2,500		208,950
Postage		5,000								5,000
Printing		18,800			5,000	990		1,500		26,290
Licenses, Dues & Subscriptions		66,390		3,625	7,423			5,500	1,500	84,438
Insurance			1,201,392							1,201,392
Travel		185,000								185,000
Equipment Rental		3,000					97,745			100,745
Professional Services		3,683,500	305,800	226,200	821,101	340,255				5,376,856
Advertising/Promotional Activities	5,000	599,000								604,000
Uniforms		15,000				13,750	34,000	33,750	21,500	118,000
Miscellaneous Contractual Services										
Board Stipend	8,400									8,400
Other		397,500	1,223,200	65,400	30,000		224,480	88,500	8,000	2,038,730
Total Contractual Services	13,400	12,219,190	2,730,392	295,225	1,246,619	455,345	6,783,612	131,750	31,000	23,906,533

A.B. WONPAT INTERNATIONAL AIRPORT AUTHORITY, GUAM
CONSOLIDATED DIVISIONAL OPERATING BUDGET
FISCAL YEAR 2023

OPERATING EXPENSES	BOARD	ADMIN	PMO	ACCTG	ENG	OPS	P&F	SEC POL	ARFF	TOTAL AIRPORT
Materials and Supplies										
Building Maint. Mat'l. & Supplies							24,675			24,675
Paving Maint. Mat'l. & Supplies							58,695			58,695
Grnd Maint. & Horti. Supplies										
Elect., Plumbing & Hardware							344,610			344,610
Equip. & Motor Veh. Parts/Supplies		80,000			6,800	30,020	174,303			291,123
Chemicals and Paints							89,475			89,475
Cleaning & Janitorial Supplies							18,590	1,150		19,740
Fuel, Oil and Lubricants							209,310	16,000		225,310
Small Tools							38,405		20,000	58,405
Signs										
Office Supplies	1,000	100,000	23,400	6,500	15,300	4,400	0	23,600		174,200
Security Supplies								111,500		111,500
Misc. Materials & Supplies		4,898			1,766	3,850	33,650	17,000	209,130	270,294
Total Materials and Supplies	1,000	184,898	23,400	6,500	23,866	38,270	991,713	169,250	229,130	1,668,027
TOTAL OPERATING EXPENSES	83,770	16,555,700	3,888,161	1,528,050	2,812,760	2,954,869	11,549,453	6,136,581	4,599,717	50,109,061
Equipment and Furnishings										
Equipment		425,000					157,500			582,500
Furnishings										
Total Equipment and Furnishings:		425,000					157,500			582,500
Total Operating Expenses including Equipment/Furnishings	83,770	16,980,700	3,888,161	1,528,050	2,812,760	2,954,869	11,706,953	6,136,581	4,599,717	50,691,561
Post Employment Benefits		800,000								800,000
Total Operating Expense	83,770	17,780,700	3,888,161	1,528,050	2,812,760	2,954,869	11,706,953	6,136,581	4,599,717	51,491,561
Total number of positions - FTE	1	42	11	14	16	23	46	55	41	249
Total number of positions - LTA								37		37

A.B. WON PAT INTERNATIONAL
AIRPORT GUAM



P.O. Box 8770 Tamuning, GU 96931

Telephone: (671) 646-0300~2

Fax: (671) 646-8823

www.guamairport.com