



CITIZEN-CENTRIC REPORT

FISCAL YEAR 2022
OCT 2021 - SEPT 2022

1 ABOUT THE AIRPORT 2 OPERATIONAL PERFORMANCE 3 FINANCIAL PERFORMANCE 4 OUTLOOK & CHALLENGES



BOARD OF DIRECTORS



Brian J. Bamba
Chairman of the Board



Gurvinder "Bic" Sobti
Vice Chairman of the Board



Donald I. Weakley
Secretary



Rosie R. Tainatongo
Director



Lucy M. Alcorn
Director



Doyon Ahn Morato
Director



Jesse G. Garcia
Director

EXECUTIVE MANAGEMENT



John M. Quinata
Executive Manager



Artemio R.A. Hernandez, Ph.D.
Deputy Executive Manager



ABOUT THE AIRPORT

The A.B. Won Pat International Airport Authority, Guam (GIAA) was created by Public Law 13-57, as amended, as an autonomous agency of the Government of Guam to own, maintain, operate and develop airport facilities and properties. GIAA took over operations from the Department of Commerce in January of 1976. The GIAA is the island's only commercial airport supporting domestic and international air services for passengers and cargo on the island of Guam.

THE VISION

To advance Guam further as a first-class premier transportation hub of the region.

THE MISSION

The GIAA strives to ensure the safety and security of the traveling public, is dedicated to maintaining a superior and reliable level of airport services for our island residents and tourists, and is committed to supporting the development of air linkages and facilities which are integral parts of the island's current and future economic growth.



THE AIRPORT WORKFORCE


245	GIAA Personnel	475	Contractors
939	Airline Personnel	90	Food & Beverage Personnel
534	Ground Handlers	463	Other Tenants / Users / Vendors
555	Law Enforcement Officers		

CONNECT WITH US

MAIL P.O. Box 8770, Tamuning Guam 96931 STREET 355 Chalan Pasahehu, Rte. 10A Tamuning, Guam
CALL (671)646-0300 EMAIL Info@guamairport.net VISIT www.guamairport.com

FY 2022 OPERATIONAL PERFORMANCE

In its role as the facility provider and managerial entity for Guam's sole commercial airport, GIAA evaluates its performance using a diverse set of metrics. These metrics encompass the volume of passengers passing through our facilities, the handling of mail and cargo, the gross take-off weight on our runways, and the total count of aircraft movements and flights. Additionally, we assess our service efficiency by monitoring the punctuality of departures and the safety and security of our operations, ensuring compliance with Federal Air Regulations (FAR) Part 139 as mandated by the Federal Aviation Administration (FAA).



PASSENGER NUMBERS

	ARRIVALS	TRANSIT	DEPARTURES
FY 2022	327,483	89,041	329,193
FY 2021	88,037	33,870	101,696
FY 2020	794,593	100,528	783,532



NUMBER OF FLIGHTS

	ARRIVALS
FY 2022	18,756
FY 2021	12,408
FY 2020	29,834



AIR CARGO*

FY 2022	17,080
FY 2021	20,313
FY 2020	22,636

*in Metric Tons



MAIL*

INCOMING OUTGOING

FY 2022	10,644	6,328
FY 2021	12,169	6,258
FY 2020	5,806	2,535

*in Metric Tons



GROSS TAKE-OFF WEIGHT*

FY 2022	1,699,584
FY 2021	1,582,331
FY 2020	2,575,583

*GTOW in 1,000 lbs



The GIAA Received the 2022 Airport Benchmarking Award from the Airport Transport Research Society (ATRS)

The GIAA earned the 2022 Airport Benchmarking Award from the Airport Transport Research Society (ATRS), solidifying its reputation for excellence. GIAA was named the Most Efficient Airport in the Under 3 Million Passengers category in the Asia Pacific region, marking its fifth win.

The Airport Benchmarking program, initiated in 2000 at the University of British Columbia and currently hosted at the College of Business at Embry Riddle Aeronautical University in Florida, assesses airport performance in terms of productivity, efficiency, cost competitiveness, financial results, and airport charges.

Dr. Artemio "Ricky" Hernandez, GIAA's Deputy Executive Manager, accepted the award at the 26th ATRS World Conference in Kobe, Japan, underscoring Guam and GIAA's commitment to prudent fiscal management. The airport is delighted to share this recognition with its partner airlines and aviation support teams, who contribute to GIAA's adherence to global aviation standards.

FY 2022 FINANCIAL PERFORMANCE

AIRPORT REVENUES

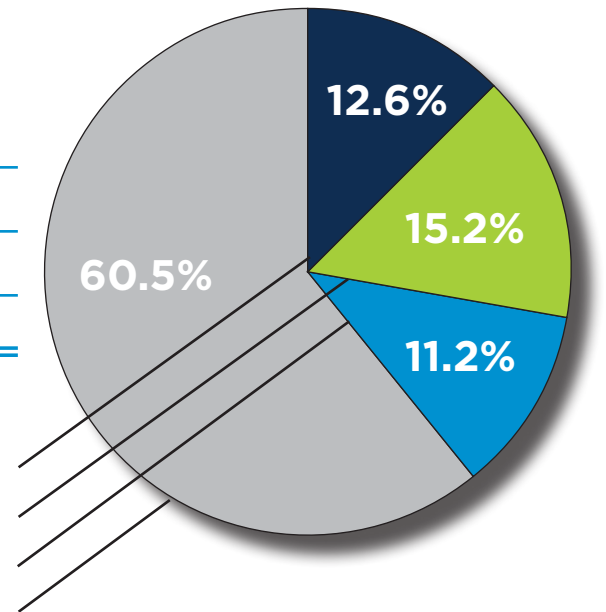
The Airport's operating revenues increased in FY 2022 by \$10M, going from \$23.2M in FY 2021 to \$33.2M in FY 2022. The largest increase was from concession fees, which increased by \$7.2M, going from \$5.5M in FY 2021 to \$12.7M in FY 2022. A total of \$4.8M in concession fees is attributed to the Airport's implementation of GASB Statement No. 87, Leases, for its lease agreements as a lessor. Facilities and systems usage charges increased by \$5.2M. Rental income decreased by \$1.2M, going from \$10.6M in FY 2021 to \$9.4M in FY 2022. Miscellaneous revenue decreased by \$1.3M, going from \$1.8M in FY 2021 to \$509K in FY 2022.

CATEGORIES	FY 2022	2022 % OF TOTAL	FY 2021	2021 % OF TOTAL
Facility and Use Charges	10,542,633	12.6%	5,308,037	7.7%
Concession Fees	12,737,330	15.2%	5,509,942	8.0%
Rental Income	9,402,140	11.2%	10,546,709	15.3%
Total Operating Revenues	33,190,608	39.5%	23,173,256	33.7%
Total Non-Operating Income	50,746,486	60.5%	45,633,885	66.3%
TOTAL REVENUES	83,937,094	100%	68,807,141	100%

LEGEND

Facility and Use Charges	12.6%
Concession Fees	15.2%
Rental Income	11.2%
Total Non-Operating Income	60.5%

FY 2022 REVENUES



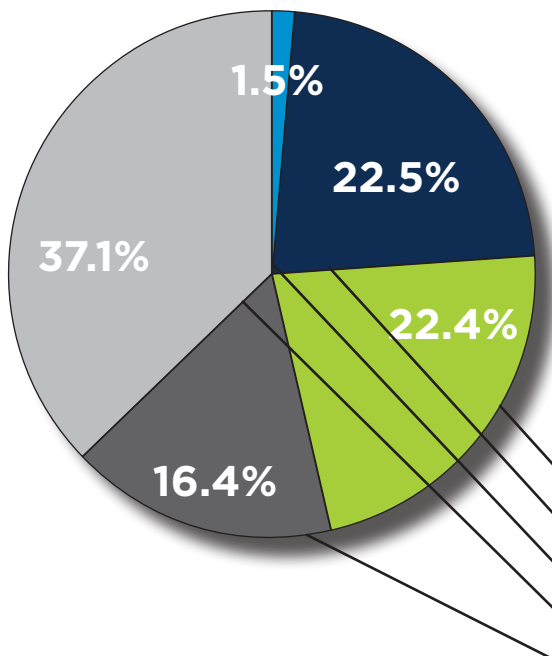
AIRPORT EXPENSES

Total operating costs and expenses for FY 2022 increased by \$4.6M, going from \$34.5M in FY 2021 to \$39.2M in FY 2022. The \$4.1M increase in contractual services primarily contributed to the overall increase in total operating costs and expenses, followed by increases in personnel services and materials and supplies expenses of \$21K and \$500K, respectively.

CATEGORIES	FY 2022	2022 % OF TOTAL	FY 2021	2021 % OF TOTAL
Contractual Services	18,967,112	22.5%	14,857,167	22.1%
Personnel Services	18,907,278	22.4%	18,886,492	28.1%
Materials and Supplies	1,300,131	1.5%	799,951	1.2%
Total Operating Revenues	39,174,521	46.5%	34,543,610	51.4%
Depreciation and Amortization	31,246,534	37.1%	29,198,113	43.4%
Total Non-Operating Expenses	13,836,990	16.4%	3,481,431	5.2%
TOTAL EXPENSES	84,259,045	100%	67,233,154	100%

LEGEND

Contractual Services	22.5%
Personnel Services	22.4%
Materials and Supplies	1.5%
Depreciation and Amortization	37.1%
Total Non-Operating Expenses	16.4%



The FY 2022 Audit: EY rendered an unmodified (clean) opinion on GIAA's FY 2022 financial statements. You may view the audit in its entirety by clicking [here](#).

THE AIRPORT OUTLOOK



The airport maintains a strong commitment to safety and security, actively enhancing staff skills and obtaining relevant certifications.

Safety remains paramount across all aspects of airport operations, including runways, taxiways, and apron areas. The primary goal is to ensure that operations run smoothly while minimizing potential risks.

Capital Improvement Projects continue to be a central focus. Notable projects include the construction of the New Aircraft Rescue and Fire Fighting (ARFF) Building, the second phase of Runway 6L/24R Rehabilitation, and a comprehensive Master Plan Update. These projects contribute significantly to infrastructure development, enhancing capacity, safety, and operational efficiency.

Procurement proceedings are underway for several vital projects, including Apron Terminal Rehabilitation, the Noise Mitigation Program, Terminal Roof Replacement, Fire Alarm Suppression, IT and Financial Management System Integration, and the design of the Cargo Apron and Fuel System Extension. These efforts underscore the airport's commitment to modernization and readiness to meet evolving industry standards and traveler expectations, ensuring its long-term viability and success.

CHALLENGES



Expanding the GIAA's routes and air services presents various challenges. Securing airline partnerships, conducting market analysis, and navigating economic fluctuations are key hurdles. Infrastructure upgrades are often needed, and competition with nearby airports is intense. Regulatory approvals, marketing, and addressing seasonal demand variations are crucial for success. Global events and environmental sustainability concerns also impact expansion plans. Adaptability to changing circumstances is key for successful route expansion. The Airport continues to work through these challenges to better serve the traveling public, the community, and stakeholders, and to position itself as a robust and competitive player in the aviation industry.

CONNECT WITH US



Is there any other information you'd like to see on this citizen-centric report? Let us know by writing to info@guamairport.net.

MAIL P.O. Box 8770, Tamuning Guam 96931
STREET 355 Chalan Pasaheru, Rte. 10A Tamuning, Guam
CALL (671)646-0300 EMAIL info@guamairport.net VISIT www.guamairport.com

