

**A.B. WON PAT INTERNATIONAL  
AIRPORT GUAM**



# **FISCAL YEAR 2024 OPERATING BUDGET**

A.B. Won Pat International Airport Authority, Guam  
(GIAA)

# Fiscal Year 2024 Budget

**Brian J. Bamba**  
Chairman

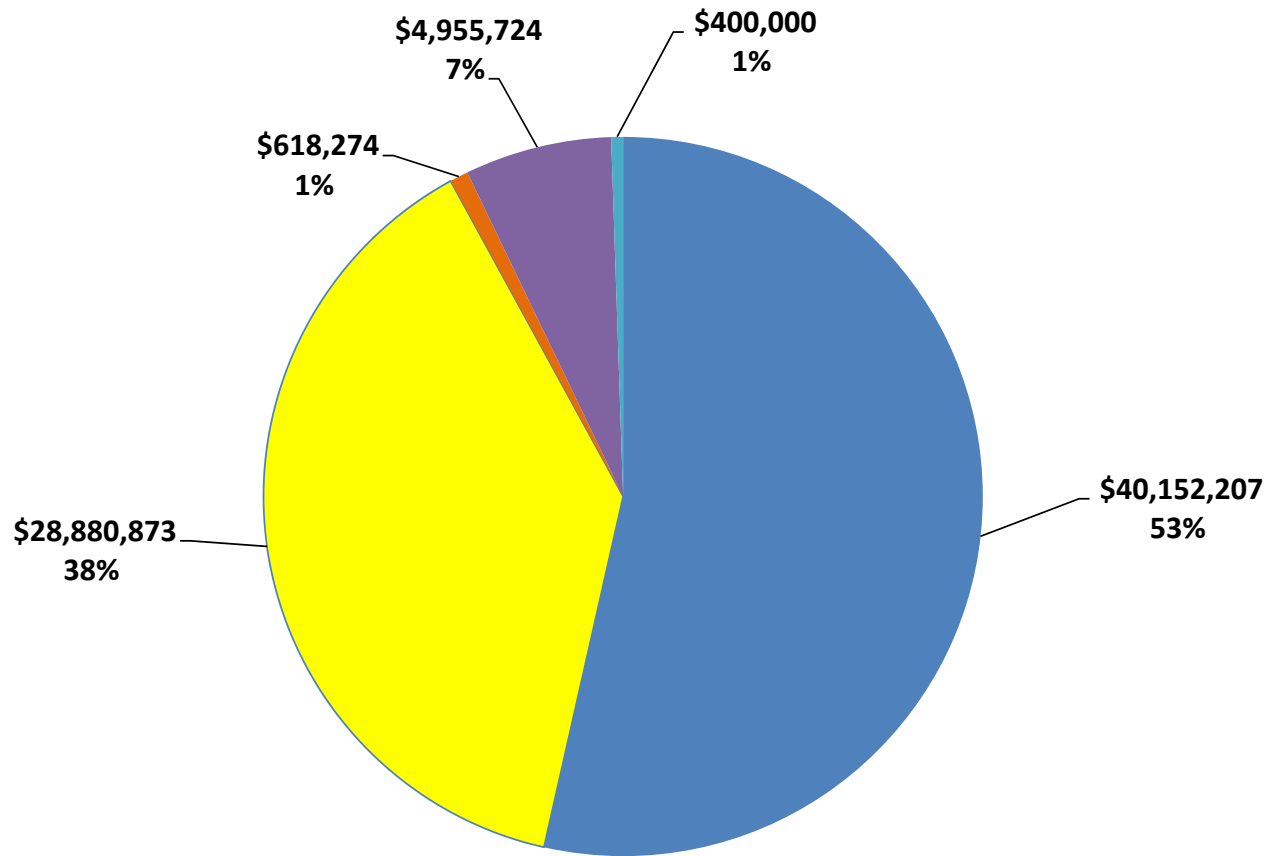
**John M. Quinata**  
Executive Manager

A.B. WON PAT INTERNATIONAL  
**AIRPORT GUAM**



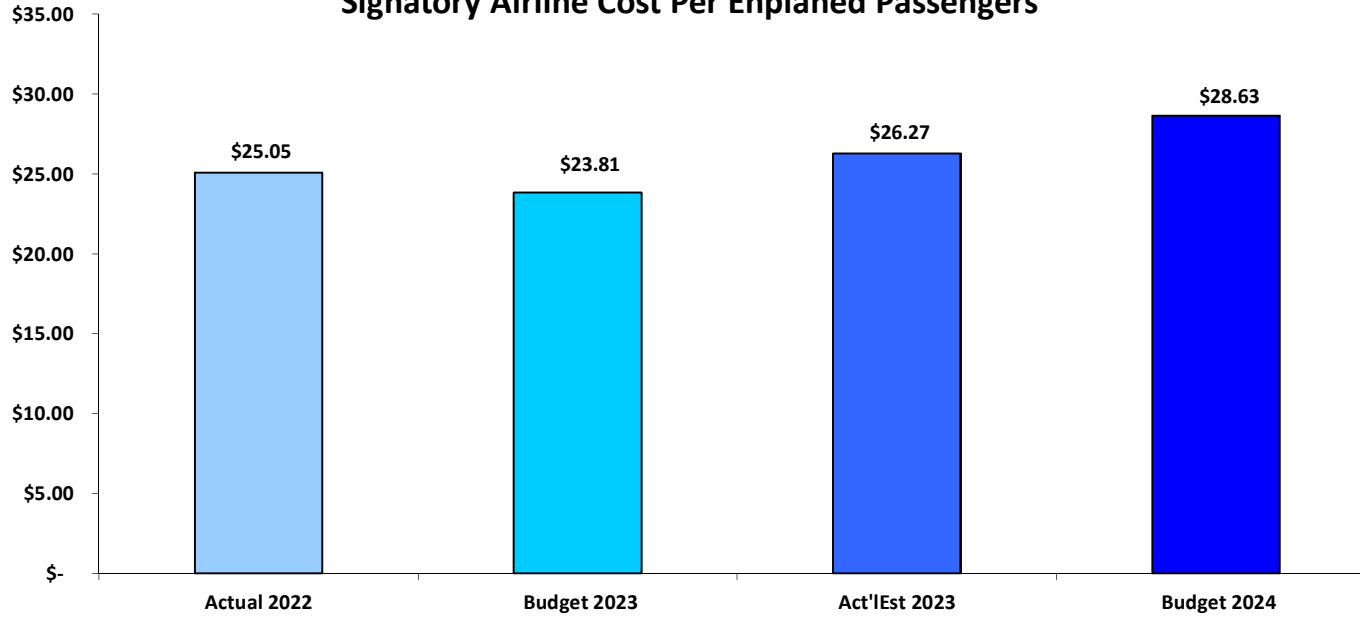
ATURIDAT PUETTON BATKON AIREN  
GUAHAN ENTENASIONAT

## Allocation of Revenue FY 2024



■ Aeronautical   ■ Non-Aeronautical   ■ Interest on Investments   ■ Passenger Facility Service Charge   ■ Federal Reimbursement

### Signatory Airline Cost Per Enplaned Passengers

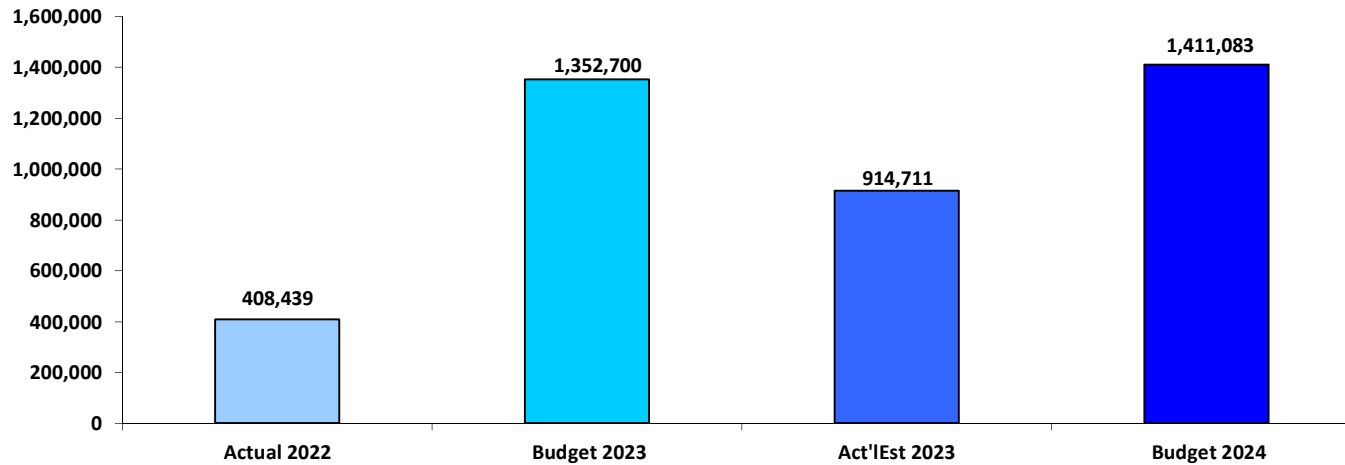


Signatory Airline Cost Per Enplaned Passengers			
Actual 2022	Budget 2023	Act'IEst 2023	Budget 2024
\$25.05	\$23.81	\$26.27	\$28.63

% Increase/(Decrease) CPE Passengers			
Actual 2022	Budget 2023	Budget 2023	Act'IEst 2023
-4.9%			10.3%

Budget 2023	Budget 2024	Act'IEst 2023	Budget 2024
20.2%			9.0%

### Signatory Airline Enplaned Passengers

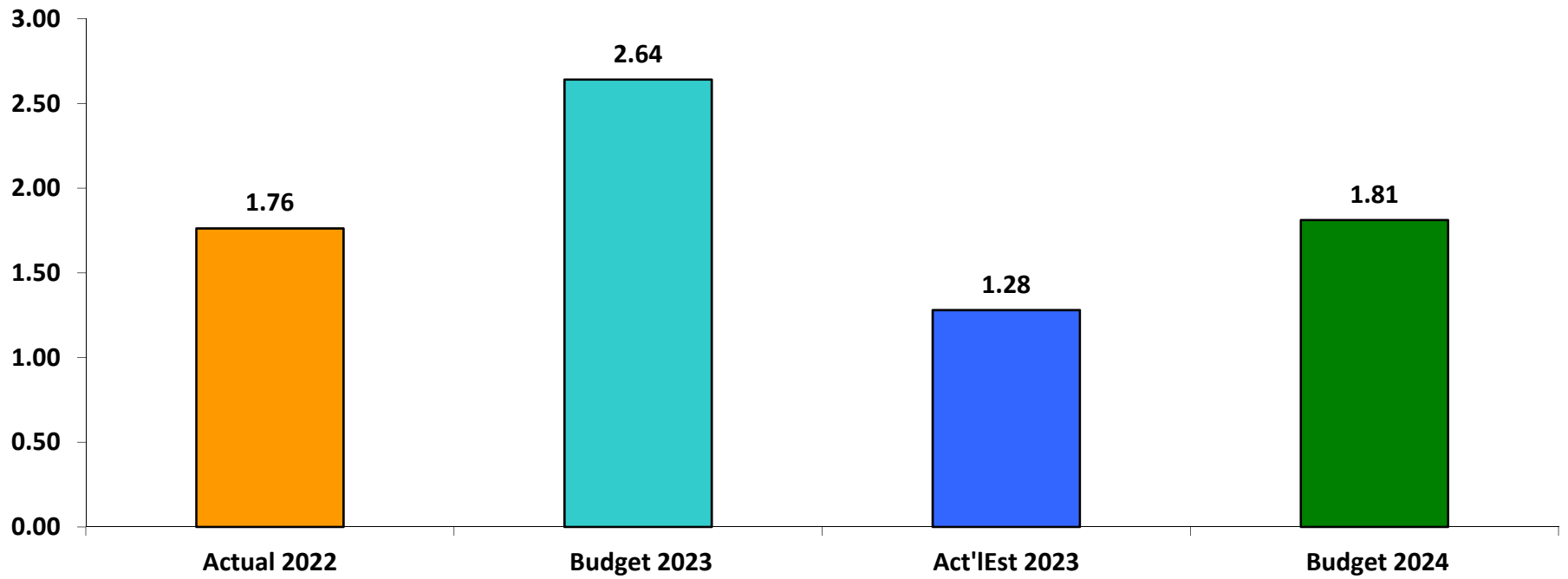


Signatory Airline Enplaned Passengers			
Actual 2022	Budget 2023	Act'IEst 2023	Budget 2024
408,439	1,352,700	914,711	1,411,083

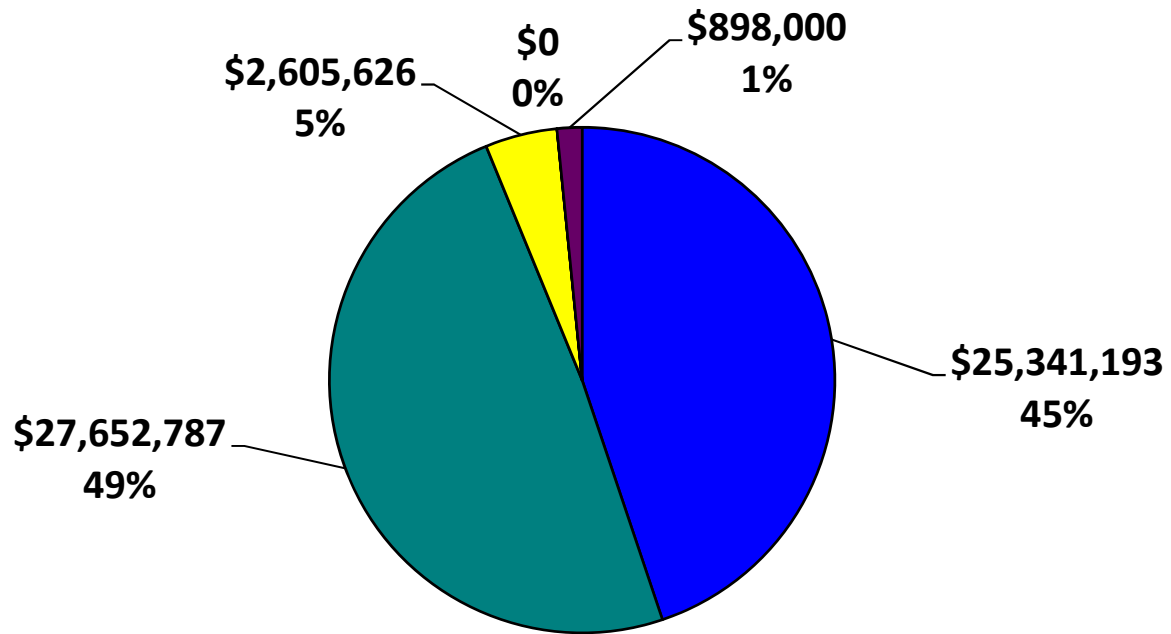
Percentage Growth/(Decline)			
Actual 2022	Budget 2023	Budget 2023	Act'IEst 2023
231.2%			-32.4%

Budget 2023	Budget 2024	Act'IEst 2023	Budget 2024
4.3%			54.3%

### Debt Service Coverage



# Proposed Budget FY 2024



■ Personnel Services   ■ Contractual   ■ Materials and Supplies   ■ Equipment and Furnishings   ■ Other Operating Expense

**OPERATION AND MAINTENANCE EXPENSES**

**A.B. WONPAT INTERNATIONAL AIRPORT AUTHORITY, GUAM**  
**Fiscal Years Ending September 30**  
**Exhibit D**

	<b>Actual 2022</b>	<b>Act'l Est 2023</b>	<b>Budget 2023</b>	<b>Budget 2024</b>
Personnel services	\$ 18,907,278	21,679,995	24,534,501	25,341,193
Contractual services	\$ 18,967,112	24,788,948	23,679,747	27,652,787
Materials and Supplies	\$ 1,300,131	1,458,465	1,728,208	2,605,626
Equipment	\$ -	711,761	749,105	-
	\$ 39,174,522	48,639,169	50,691,561	55,599,606
Retirement supplemental (GIAA retirees)	\$ 3,264,486	945,076	800,000	898,000
Aviation Security	-	-	-	-
Other Expenses	\$ -	462,824	-	-
	<b>\$ 42,439,008</b>	<b>\$ 50,047,068</b>	<b>\$ 51,491,561</b>	<b>\$ 56,497,606</b>

**By cost center**

Terminal Building	\$ 23,709,325	\$ 28,551,549	\$ 28,672,848	\$ 31,297,582
Loading Bridges	2,357,905	\$ 2,829,902	2,576,992	\$ 2,476,141
Airfield Area	7,081,228	\$ 8,051,824	9,402,021	\$ 10,560,205
Apron Area	197,411	\$ 209,052	397,118	\$ 439,983
Terminal Area	856,757	\$ 1,392,070	1,038,256	\$ 1,496,306
Other Buildings and Areas	8,236,382	\$ 9,012,672	9,404,326	\$ 10,227,389
	<b>\$ 42,439,008</b>	<b>\$ 50,047,069</b>	<b>\$ 51,491,561</b>	<b>\$ 56,497,606</b>

**FORECAST AIRPORT REVENUES**  
**A.B. WONPAT INTERNATIONAL AIRPORT AUTHORITY, GUAM**  
**Fiscal Years Ending September 30**  
**Exhibit E**

	<b>Actual 2022</b>	<b>Act'l Est 2023</b>	<b>Budget 2023</b>	<b>Budget 2024</b>
Signatory Airline Rents and Fees				
Terminal Building Rentals	\$ 1,904,161	\$ 2,662,512	\$ 2,594,511	\$ 3,348,249
Departure Fees	\$ 2,233,066	\$ 5,224,085	\$ 7,671,752	\$ 9,275,153
Common Use Ticket Counter Fes	\$ 183,371	\$ 203,435	\$ 741,438	\$ 1,175,810
Arrival Fees	\$ 1,427,229	\$ 3,719,471	\$ 5,751,903	\$ 6,954,054
Immigration Inspection Fees	\$ 454,036	\$ 1,454,409	\$ 2,258,870	\$ 2,730,975
Loading Bridge Use Fees	\$ 1,322,915	\$ 3,196,940	\$ 4,190,232	\$ 4,757,312
Apron Use Fees	\$ 732,243	\$ 942,932	\$ 1,137,637	\$ 1,591,705
Landing Fees	\$ 1,974,688	\$ 6,625,308	\$ 7,863,664	\$ 10,561,175
<b>Total Signatory Airline Rents &amp; Fees</b>	<b>\$ 10,231,709</b>	<b>\$ 24,029,093</b>	<b>\$ 32,210,007</b>	<b>\$ 40,394,432</b>
Signatory Airline enplaned passengers	408,439	914,711	1,352,700	1,411,083
<b>Signatory Airline cost per enplaned passengers</b>	<b>\$ 25.05</b>	<b>\$ 26.27</b>	<b>\$ 23.81</b>	<b>\$ 28.63</b>
Revenue from sources other than Signatory Airline Rents & Fees				
Terminal Building				
Concession Revenue				
General Merchandise	\$ 10,258,928	\$ 6,843,730	\$ 15,160,000	\$ 8,690,649
Allowance for Duty Free	\$ -	\$ -	\$ -	\$ -
In-flight Catering	\$ 393,306	\$ 684,163	\$ 601,067	\$ 783,097
Food and Beverage	\$ 439,742	\$ 727,343	\$ 763,769	\$ 867,809
Rental Cars	\$ 856,535	\$ 1,365,097	\$ 663,350	\$ 1,714,349
Other Concession Revenue	\$ 146,730	\$ 214,837	\$ 444,557	\$ 320,213
	<b>\$ 12,095,240</b>	<b>\$ 9,835,171</b>	<b>\$ 17,632,743</b>	<b>\$ 12,376,117</b>



**FORECAST AIRPORT REVENUES**  
**A.B. WONPAT INTERNATIONAL AIRPORT AUTHORITY, GUAM**  
**Fiscal Years Ending September 30**  
**Exhibit E**

	Actual 2022	Act'l Est 2023	Budget 2023	Budget 2024
Rentals and other charges	3,908,000	4,446,156	3,764,760	4,434,215
	<hr/>			
	\$ 16,003,240	\$ 14,281,327	\$ 21,397,503	\$ 16,810,332
Terminal Area				
Public parking	\$ 120,882	\$ 198,020	\$ 160,711	\$ 198,866
Ground transportation	571,307	1,487,459	2,397,720	2,104,341
	<hr/>			
	\$ 692,189	\$ 1,685,479	\$ 2,558,431	\$ 2,303,206
Airfield Area				
Non-Sig & commuter airline landing fees	\$ 822,735	\$ 2,061,070	\$ 3,224,618	\$ 2,183,518
Apron Area				
Non-Sig & commuter airline parking fees	\$ 502,340	\$ 534,255	\$ 412,482	\$ 568,209
Other Buildings and Area				
Tiyon Rental Revenue	2,691,826	2,746,553	2,837,462	2,949,207
Industrial Park Rental Revenue	519,559	429,980	381,180	381,180
Fuel System and Storage Revenues	262,784	411,385	222,514	377,040
System Rent	599,100	599,100	599,100	599,100
Cargo Building Revenue	287,439	293,870	289,001	292,537
Commuter Terminal Building Rentals and Fees	367,477	367,478	367,477	367,477
Other Revenues	183,347	197,007	194,711	274,782.21
	<hr/>			
	\$ 4,911,533	\$ 5,045,372	\$ 4,891,445	\$ 5,241,323

**FORECAST AIRPORT REVENUES**  
**A.B. WONPAT INTERNATIONAL AIRPORT AUTHORITY, GUAM**  
**Fiscal Years Ending September 30**  
**Exhibit E**

	<b>Actual 2022</b>	<b>Act'l Est 2023</b>	<b>Budget 2023</b>	<b>Budget 2024</b>
Miscellaneous Revenues	12,158	1,765,615	335,886	1,532,058
Interest Income	950,952	1,169,503	618,274	618,274
	<hr/>			
Total Revenue from Sources Other Than Signatory Airline Rents and Fees	\$ 23,895,147	\$ 26,542,620	\$ 33,438,638	29,256,922
	<hr/>			
Total Airport revenues	\$ 34,126,856	\$ 50,571,713	\$ 65,648,645	\$ 69,651,355
	<hr/>			
Passenger Facility Service Charge	1,349,349	3,573,012	4,750,682	4,955,724
	<hr/>			
Federal reimbursement of operating expenses	24,206,135	3,384,764	400,000	400,000
	<hr/>			
<b>Total Airport revenues including PFCs and interest on investments</b>	<b>\$ 59,682,340</b>	<b>\$ 57,529,490</b>	<b>\$ 70,799,327</b>	<b>\$ 75,007,078</b>

A.B. WONPAT INTERNATIONAL AIRPORT AUTHORITY, GUAM  
CONSOLIDATED DIVISIONAL OPERATING BUDGET  
FISCAL YEAR 2024

OPERATING EXPENSES	BOARD	ADMIN	PMO	ACCTG	ENG	OPS	P&F	SEC POL	ARFF	TOTAL AIRPORT
<b>Personnel Services</b>										
<b>Salaries and Wages</b>										
Regular	47,197	3,065,004	710,290	879,222	1,045,844	1,565,957	2,504,870	3,877,691	3,058,204	16,754,279
Overtime						32,610	69,224	180,779	78,547	361,160
Shift Differential						43,477	41,289	101,091	144,004	329,861
Hazardous Pay								11,040		11,040
EMT Pay										
<b>Total Salaries and Wages</b>	<b>47,197</b>	<b>3,065,004</b>	<b>710,290</b>	<b>879,222</b>	<b>1,045,844</b>	<b>1,642,044</b>	<b>2,615,383</b>	<b>4,170,601</b>	<b>3,280,755</b>	<b>17,456,340</b>
<b>Employee Fringe Benefits</b>										
Retirement Contributions	13,890	947,643	209,040	258,754	307,793	483,254	769,708	1,227,396	965,525	5,183,003
Medicare	684	44,444	10,298	12,748	15,164	23,810	37,922	60,467	47,579	253,116
Retirement Death & Disability	-	8,398	988	2,223	2,964	4,940	9,880	33,345	9,386	72,124
Health Insurance	5,773	159,552	59,548	26,643	44,301	63,658	246,542	269,254	177,900	1,053,171
Life Insurance	186	7,161	1,767	2,232	2,418	3,999	7,626	14,787	7,533	47,709
Dental Insurance	300	9,288	2,570	2,152	2,032	3,353	10,389	13,687	8,750	52,521
Annual Leave Earned	3,159	246,739	59,321	59,170	78,521	119,416	207,611	277,692	171,580	1,223,209
<b>Total Employee Fringe Benefits</b>	<b>23,992</b>	<b>1,423,225</b>	<b>343,532</b>	<b>363,922</b>	<b>453,193</b>	<b>702,430</b>	<b>1,289,678</b>	<b>1,896,628</b>	<b>1,388,253</b>	<b>7,884,853</b>
<b>Total Personnel Services</b>	<b>71,189</b>	<b>4,488,229</b>	<b>1,053,822</b>	<b>1,243,144</b>	<b>1,499,037</b>	<b>2,344,474</b>	<b>3,905,061</b>	<b>6,067,229</b>	<b>4,669,008</b>	<b>25,341,193</b>
<b>Contractual Services</b>										
Repairs and Maintenance		461,000			422,405	74,050	7,882,324			8,839,779
Water & Sewer		400,000								400,000
Power		8,250,000								8,250,000
Telecommunications		176,000				21,450		2,500		199,950
Postage		5,000								5,000
Printing		18,400	5,100		5,000	990				29,490
Licenses, Dues & Subscriptions		69,890		3,625	8,045			40,500	5,400	127,460
Insurance			1,664,633							1,664,633
Travel		185,000								185,000
Equipment Rental		4,650					63,465	30,000		98,115
Professional Services		3,309,500	305,800	220,300	840,145	337,970				5,013,715
Advertising/Promotional Activities	5,000	689,000								694,000
Uniforms		15,000				11,000	34,000	39,000	23,735	122,735
Miscellaneous Contractual Services										
Board Stipend	5,000									5,000
Other		341,500	1,188,200	65,400	33,000	1,650	291,660	88,500	8,000	2,017,910
<b>Total Contractual Services</b>	<b>10,000</b>	<b>13,924,940</b>	<b>3,163,733</b>	<b>289,325</b>	<b>1,308,595</b>	<b>447,110</b>	<b>8,271,449</b>	<b>200,500</b>	<b>37,135</b>	<b>27,652,787</b>

A.B. WONPAT INTERNATIONAL AIRPORT AUTHORITY, GUAM  
CONSOLIDATED DIVISIONAL OPERATING BUDGET  
FISCAL YEAR 2024

OPERATING EXPENSES	BOARD	ADMIN	PMO	ACCTG	ENG	OPS	P&F	SEC POL	ARFF	TOTAL AIRPORT
<b>Materials and Supplies</b>										
Building Maint. Mat'l. & Supplies							44,407			44,407
Paving Maint. Mat'l. & Supplies							72,075			72,075
Grnd Maint. & Horti. Supplies										
Elect., Plumbing & Hardware							333,123			333,123
Equip. & Motor Veh. Parts/Supplies		95,000			7,480	252,200	362,330			717,010
Chemicals and Paints							181,165			181,165
Cleaning & Janitorial Supplies							33,858	1,150		35,008
Fuel, Oil and Lubricants							328,295	16,000		344,295
Small Tools							50,234		20,000	70,234
Signs										
Office Supplies	1,000	217,500	23,400	6,500	16,830	4,400	10,000	16,100		295,730
Security Supplies								156,500		156,500
Misc. Materials & Supplies		9,498			1,945	3,850	94,656	17,000	229,130	356,079
<b>Total Materials and Supplies</b>	<b>1,000</b>	<b>321,998</b>	<b>23,400</b>	<b>6,500</b>	<b>26,255</b>	<b>260,450</b>	<b>1,510,143</b>	<b>206,750</b>	<b>249,130</b>	<b>2,605,626</b>
<b>TOTAL OPERATING EXPENSES</b>	<b>82,189</b>	<b>18,735,167</b>	<b>4,240,955</b>	<b>1,538,969</b>	<b>2,833,887</b>	<b>3,052,034</b>	<b>13,686,653</b>	<b>6,474,479</b>	<b>4,955,273</b>	<b>55,599,606</b>
<b>Equipment and Furnishings</b>										
Equipment										
Furnishings										
<b>Total Equipment and Furnishings:</b>										
<b>Total Operating Expenses including Equipment/Furnishings</b>	<b>82,189</b>	<b>18,735,167</b>	<b>4,240,955</b>	<b>1,538,969</b>	<b>2,833,887</b>	<b>3,052,034</b>	<b>13,686,653</b>	<b>6,474,479</b>	<b>4,955,273</b>	<b>55,599,606</b>
Post Employment Benefits		898,000								898,000
<b>Total Operating Expense</b>	<b>82,189</b>	<b>19,633,167</b>	<b>4,240,955</b>	<b>1,538,969</b>	<b>2,833,887</b>	<b>3,052,034</b>	<b>13,686,653</b>	<b>6,474,479</b>	<b>4,955,273</b>	<b>56,497,606</b>
<b>Total number of positions - FTE</b>	<b>1</b>	<b>42</b>	<b>11</b>	<b>14</b>	<b>16</b>	<b>23</b>	<b>46</b>	<b>55</b>	<b>41</b>	<b>249</b>
<b>Total number of positions - LTA</b>								<b>37</b>		<b>37</b>

A.B. WON PAT INTERNATIONAL  
**AIRPORT GUAM**



P.O. Box 8770 Tamuning, GU 96931

Telephone: (671) 646-0300~2

Fax: (671) 646-8823

[www.guamairport.com](http://www.guamairport.com)